

SERVICE BULLETIN

Subject: IMPORTANT Safety Notice - Ceronix 1492 Chassis

Date: 1/17/05

Distribution: Selected Automatic Scorer Customers

Bulletin No. SB05-3

Dear Brunswick Customer,

Last year, we issued Service Bulletin SB04-3 that discussed the electrical shock hazards presented by the Ceronix Model #1492 when working with the scoring console in a “powered on” state. This specifically included, but was not limited to adjusting of the G2 (screen) and/or focus for the monitor. We wanted to follow up with you to ensure that you were following the procedures outlined in the Service Bulletin.

We have attached another copy of this Service Bulletin SB04-3 to this bulletin for reference.

To help better protect you and your employees, we are including a warning label sticker to affix to the back cover of your scoring console. Refer to Figure 1.



Figure 1. Warning Label placed on back of Powerworx scoring console.

Finally, we wanted to remind you that if you wish to order a replacement for the Ceronix Video chassis and the CRT, to please contact the Brunswick Rapid Exchange (BREX) at (800) 323-8141, menu option 2.

If you have questions regarding this or any other Service Bulletin, please contact the Brunswick Customer Response Center at 1-800-323-8141 or 231-725-4966, FAX 231-725-4667, or E-mail http://www.brunswickbowling.com/contact_us

Thank you for your assistance in this matter.

Best Regards,



Teran Andes
Director of Product Development, Electro-Mechanical



David E. Rice
Director of Worldwide Service

SERVICE BULLETIN

Subject: IMPORTANT Safety Notice - Ceronix 1492 Chassis

Date: 4/22/04

Distribution: Selected Automatic Scorer Customers

Letter No. SB04-3

Dear Brunswick Customer,

It has come to our attention that some high voltage transformers used in the Frameworkx Scoring Consoles and AS-90C/AS-K Scoring Consoles may crack and present an electrical shock hazard to your center mechanic when they are working with the console in a “powered on” state. This specifically includes, but is not limited to, the adjusting of the G2 (screen) and/or focus for the monitor.

PLEASE FOLLOW THESE INSTRUCTIONS TO ENSURE THAT YOU AVOID ANY POTENTIAL RISK ASSOCIATED WITH USING THIS PRODUCT:

1. DETERMINE IF YOU HAVE THE AFFECTED PRODUCT

You should first determine whether you have the Ceronix video chassis and high voltage transformer in question. You can determine this by first powering down your scoring console and then accessing the inside of the unit. Look at the label on the rear of the video chassis facing you to determine whether you have Ceronix “Model #1492” or Ceronix “Model #1493” chassis. The Ceronix 1493 chassis does not use the high voltage transformer that presents this safety hazard. Therefore, if your chassis is a Ceronix 1493 this safety notice does not apply, and no further action is necessary.




Figure 1

If the label on your video chassis reads Ceronix “Model #1492,” then we ask that you look at the high voltage transformer for further identification. This high voltage transformer is located on the right side of the chassis when looking from the rear. The controls for the G2 (screen) and Focus are located on the side of this transformer nearest the chassis edge. The high voltage transformer in question has two white knobs and has two separate wires leading to the neck board. In addition, a white label is located on the side of the high voltage transformer with three sets of numbers: E101291, CS-1202, and 2435322. Refer to Figure 2.




Figure 2

2. PROTECT YOUR EMPLOYEES IF YOU HAVE THE AFFECTED PRODUCT


If your Ceronix Model #1492 chassis has the high voltage transformer as indicated above, please notify all of your mechanics and service personnel of this situation immediately. Make certain that your personnel **remove power before working inside the scoring console**. **We specifically insist that you do not adjust the gain or focus with power applied to the scoring console**. Adjustments can be made without power by adjusting the gain or focus 1/8 turn until the desired setting is achieved.

Brunswick will provide further information regarding #1492 chassis in the near future. If you have any questions about the procedure described above, contact the Brunswick Customer Response Center at (800) 323-8141 menu option 1.

To order replacement Ceronix video chassis and CRTs, please contact the Brunswick Rapid Exchange (BREX) at (800) 323-8141, menu option 2.

We apologize for any inconvenience that this may cause you or your Bowling Center.


William P. Jager
Service Product Engineer


David E. Rice
Worldwide Director of Service