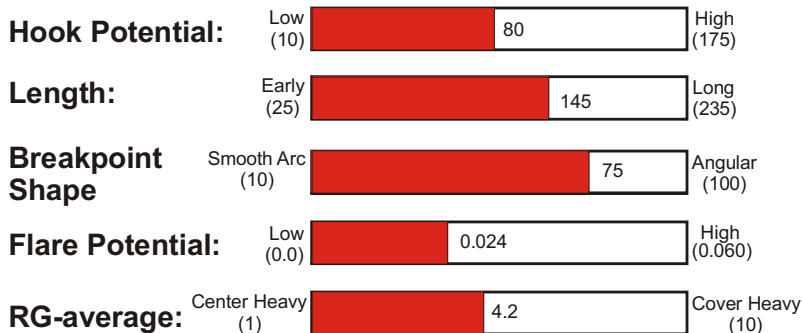


# Brunswick *Avalanche™ – Blue/Silver Pearl Reactive*

# AVALANCHE



## Part Number

60-104773-93X

## Coverstock

N'Control PowerBoost Reactive

Color: Blue/Silver Pearl

Hardness: 76-78

Glow Engraving

## Factory Finish

High Gloss Polish

## Core Dynamics

RG Max: 2.548

RG Min: 2.524

RG Diff: 0.024

Average RG: 4.2

## Performance

Hook Potential: 80

Length: 145

Typical Breakpoint Shape: 75

Comparison Chart Position = I 10

## Available Weights

10-16 Pounds

Retro cores and strong reactive coverstocks define the new **Avalanche** series from Brunswick.

Using proven core technology from the Teal Rhino Pro and some of Brunswick's most well known coverstocks, the Avalanche delivers unprecedented value to the bowling customer.

## Core

All Avalanche balls use the acclaimed Teal Rhino Pro® light bulb core. The Teal Rhino Pro light bulb core and its Danger Zone modification have been at the heart of two of the most successful balls of all time.

## Coverstock

The Avalanche Blue/Silver Pearl uses N'Control PowerBoost Reactive. Designed for more length than the PowerKoil family coverstocks. N'Control Power Boost is designed for lighter amounts of oil and a more "down the boards" line to the pocket.

## Reaction Characteristics

**Out of the Box:** With its High Gloss Polish surface the Avalanche Blue/Silver Pearl will match-up well on dry to medium lane conditions

**If your Avalanche Blue/Silver goes too long:** Shiny surface finishes sometimes cause the ball to go too long before breaking. Dull the surface with progressively rougher abrasives to increase hooking action.

**If your Avalanche Blue/Silver hooks too early:** The Avalanche is at its maximum length surface preparation. You will need to use a less aggressive ball, such as Brunswick's Power Groove Dry to create more length.

For the most up to date Product Line Information go to [www.brunswickbowling.com](http://www.brunswickbowling.com)

# Brunswick<sup>®</sup> Avalanche™ – Blue/Silver Pearl Reactive

## Maintaining Your Ball Reaction

Brunswick recommends the following procedures to maintain and restore the reaction characteristic of your Brunswick bowling balls:

--Clean your Brunswick ball with **Brunswick Remove All** or similar ball cleaner after every use to reduce oil absorption.

--If you think your Brunswick ball has lost some of its “Out of the Box” reaction, restore the ball to its original factory finish listed on the product information sheet. This is especially important for balls that are highly sanded or polished.

Sand to 400-grit then use **Brunswick’s Factory Finish High Gloss Polish** to restore the original factory finish on high gloss polish balls. Sand to 220-grit then use **Brunswick’s Factory Finish Rough Buff** to restore the original factory finish on rough buff balls. For dull balls, wet sand with the sandpaper listed on the product information sheet.

--If there is a visible track on your ball have your Pro Shop use a Haas or similar resurfacing machine to remove the track then restore the ball to its original factory finish. This service is available, for a fee, at many Pro Shops.

--If your ball has more than 50 games on it, you may be able to increase mid-lane and back-end hooking action by removing oil from the coverstock. Remove the oil from the ball by gently warming it with either the **Revivor** or **Rejuvenator** Pro Shop devices that have been designed for this purpose. The service is available, for a fee, at many Pro Shops.

Brunswick testing has shown that by combining the restoration of the factory finish, resurfacing of the track and oil removal, your Brunswick ball can maintain its original “Out of the Box” reaction for hundreds of games.

**Do not use a home oven to remove oil. Temperatures cannot be adequately controlled, and the ball may crack.**

--Absorbent materials sold by other bowling ball manufacturers to remove oil can also be used on Brunswick bowling balls. Information to date seems to indicate that absorbent materials have a more limited ability to remove oil than warming. You may be disappointed with results on heavily oil soaked balls.

**Note:** Oil soaked balls tend to traction less in the oil and respond less to the dry boards on the lane. If you are matching-up using an oil soaked ball on wet/dry or broken down lane conditions, removing the oil from the ball will significantly change your match-up and possibly create undesirable over reactions.

## Ball Comparisons

Want to compare the performance of this ball to other Brunswick balls?

Go to our website at [www.brunswickbowling.com](http://www.brunswickbowling.com). Click on **Balls**, then click on **Pro Shop Information**.






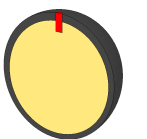
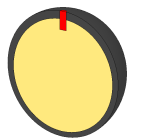
This page contains a link to the **Brunswick Ball Comparison Chart**. This chart allows you to see, at a glance, the performance of all Brunswick balls relative to each other, defined by their **Hook Potential** and **Arc Characteristics**.

There’s even an essay to help explain and guide you through the chart.

## Lightweight Engineering

At Brunswick, the unique core shape of each individual ball is used for weights from 14 to 16 pounds.

This approach to lightweight ball engineering provides bowlers with consistent ball reaction characteristics across this weight range.

Weight	16#	15#	14#	13#	12#	11#	10#
Core Shape							
RG-max.	2.548	2.566	2.584	2.614	2.636	2.771	2.802
RG-min.	2.524	2.542	2.560	2.590	2.612	2.769	2.800
RG-diff.	0.024	0.024	0.024	0.024	0.024	0.002	0.002

For the most up to date Product Line Information go to [www.brunswickbowling.com](http://www.brunswickbowling.com)