

Brunswick® **BVP Rampage™ - Reactive**

Part Number

60-104395-93X

Coverstock

PowerKoil 18 - Reactive
Color: Red/Yellow Pearl
Hardness: 76-78
Glow Engraving

Factory Finish

High Gloss Polish

Core Dynamics @ 16#

RG Max: 2.580
RG Min: 2.536
RG Diff.: 0.044
Average RG: 4.6

Performance

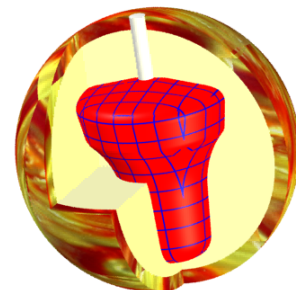
Hook Potential: 105
Length: 105
Typical Breakpoint Shape: 75
Chart Position: L12

Available Weights

10-16 Pounds

BVP

RAMPAGE



Hook Potential: Low (10) High (175)

Length: Early (25) Long (235)

Breakpoint Shape: Smooth Arc (10) Angular (100)

Flare Potential: Low (0.0) High (0.060)

RG-average: Center Heavy (1) Cover Heavy (10)

BVP – Brunswick Value Performance – Exceptional Value and Great Performance

The Brunswick BVP™ series was developed to provide the widest range of reactions available at the popular moderate price point. The BVP series provides any bowler the ball performance they're looking for at a price they can afford.

Technology

The **BVP Rampage** combines a pearlized PowerKoil 18 coverstock with the proven BVP medium-RG core system to create a ball reaction that fits between the Nemesis and Punisher. With its pearlized surface the Rampage delivers more length and more angularity than the Nemesis and its aggressive PowerKoil 18 coverstock delivers more total hooking action than the Punisher. The new BVP Rampage will send the pins into a frenzy. Get the power of BVP. Go on a Rampage.

Utility

- Out of the Box:** With its High Gloss Polish finish the **BVP Rampage** will match up well on medium-dry to dry conditions.
- When dulled:** The **BVP Rampage's** hooking action will increase and its arc will become more even, creating a better match-up for oily lane conditions and help blend the over/under reactions seen on wet/dry lane conditions.

Reaction Setup

The BVP Rampage can be drilled using the standard drilling techniques developed for two-piece balls, see the included instructions for reaction characteristics and layout details.

The BVP Rampage is finished with **Brunswick's Factory Finish High Gloss Polish**. To bring your BVP Rampage back to its original factory finish sand the surface to 400-grit then use Brunswick's **Factory Finish High Gloss Polish**. Available from your local Pro Shop.

Brunswick **BVP Rampage - Reactive**

Maintaining Your Ball Reaction

Brunswick recommends the following procedures to maintain and restore your Brunswick ball's reaction characteristics:

- Clean your Brunswick ball with **Brunswick Remove All** or similar ball cleaner after every use to reduce oil absorption.
- If you think your Brunswick ball has lost some of its "Out of the Box" reaction, restore the ball to its original factory finish listed on the product information sheet. This is especially important for balls that are highly sanded or polished. Sand to 400-grit then use **Brunswick's Factory Finish High Gloss Polish** to restore the original factory finish on high gloss polish balls. Sand to 220-grit then use **Brunswick's Factory Finish Rough Buff** to restore the original factory finish on rough buff balls. For dull balls, wet sand with the sandpaper listed on the product information sheet.
- If there is a visible track on your ball have your Proshop use a Haas or similar resurfacing machine to remove the track then restore the ball to its original factory finish. This service is available, for a fee, at many Pro Shops
- If after restoring the original factory finish you feel your Brunswick ball has still lost some of its hooking action, remove the oil from the ball by gently warming it with either the **Revivor** or **Rejuvenator** Pro Shop devices that have been designed for this purpose. This service is available, for a fee, at many Pro Shops. Brunswick's testing has shown that by combining the restoration of the factory finish, resurfacing of the track and oil removal your Brunswick ball can maintain its original "Out of the Box" reaction for hundreds of games.
- Absorbent materials sold by other bowling ball manufactures to remove oil can also be used on Brunswick bowling balls. Information to date seems to indicate that absorbent materials have a more limited ability to remove oil than warming, so you may be disappointed with results on heavily oil soaked balls.






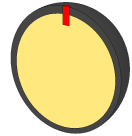
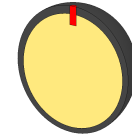
Note: Oil soaked balls tend to traction less in the oil and respond less to the dry boards on the lane. If you are matching-up using an oil soaked ball on wet/dry or broken down lane conditions, removing the oil from the ball will significantly change your match-up and possibly create undesirable over reactions.

Ball Comparisons

Want to compare the performance of this ball to other Brunswick balls? Go to our web site at www.brunswickbowling.com. Click on **Balls**, then click on **Pro Shop Information**. This page contains a link to the **Brunswick Ball Comparison Chart**. This chart allows you to see, at a glance, the performance of all Brunswick balls relative to each other, defined by their **Hook Potential** and **Arc Characteristics**. There's even an essay to help explain and guide you through the chart.

Lightweight Engineering

At Brunswick the unique core shape of each individual ball is used for all weights from 12 to 16 pounds. This approach to lightweight ball engineering is unique in the industry and provides bowlers with consistent ball reaction characteristics across this weight range. This approach also allows Pro Shops to drill lighter weight balls using the same layout techniques as heavier balls with confidence that the lighter ball doesn't need special drilling instructions due to the core shape being different.

Weight	16#	15#	14#	13#	12#	11#	10#
Core Shape							
RG-max.	2.580	2.593	2.609	2.628	2.670	2.771	2.802
RG-min.	2.536	2.549	2.565	2.584	2.634	2.769	2.800
RG-diff.	0.044	0.044	0.044	0.044	0.036	0.002	0.002

For the most up to date Product Line Information go to www.brunswickbowling.com