

# Information Sheet

## Contact Zone

### Part Number

60-103190

### Specifications

Proactive 2.0™ Cover Stock

Cerium Oxide Trizact finish

Hook Potential: 20-12 (dull/shiny)

Traction Characteristic: DTX-2

Typical length: 5

Typical Backend: 11

RG Max: 2.587

RG Min: 2.549

RG Diff.: 0.038

Average RG: 4.8



Hardness: 78-79

### Reaction Characteristics

The **Contact Zone Pro™** combines **ProActive 2.0™** with a Low-RG Doorknob shaped core design to create a ball with Reactive type length through the oil with a smooth but strong **ProActive 2.0™** type of breakpoint. When Reactive coverstocks over react the **Contact Zone Pro™** will give strong but smoother reactions off the dry. When ProActive balls are changing direction too early the **Contact Zone Pro™** will provide extra length. The **Contact Zone Pro™** is ideal for smoothing out over reactions on Medium Dry to Medium Heavy oil.

Not a minor tweak of current **Proactive**, **Proactive 2.0™** was created by going all the way back and building a new coverstock from scratch. **Proactive 2.0™** uses a new isocyanate and polyol combination to create a formulation that is unlike anything else ever offered. This can be seen both in the "stonewashed" appearance of the coverstock and in the dramatic difference in the rate of oil absorption of **Proactive 2.0™**. When wiped with a thin film of lane oil, all current **Proactive™**, particle technology, and reactive coverstocks have oil absorption rates in the 0 to 3 minute range. **Proactive 2.0's** unique formulation absorbs oil at least 10 times slower, extending the oil absorption time to 30 minutes or more. This slower rate of oil absorption has been achieved without sacrificing any of the strength or traction characteristics of the Proactive family of coverstocks. **Proactive 2.0™** also contains a fine tuned blend of the **Proactive™** additive to give the coverstock a unique texture that provides great traction in the midlane and backend. The result is a ball that cleans the front part of the lane like a reactive ball and then kicks and drives on the backend with the strength characteristic of a **Proactive™** ball.

The new **Proactive 2.0™** coverstock gives the perfect solution for stronger players that want to obtain the **Proactive™** advantage (clean through the front with aggressive traction and a smooth, powerful backend move that tames over reactions) on medium to dry lane conditions. It also is the ball of choice for all players looking for a go-to ball for late league shifts or for whenever they are challenged by rapidly changing or broken down lane conditions. The reaction of the **Contact Zone Pro™** moves toward the characteristic skid-snap look of reactive balls while maintaining the traction characteristics of **Proactive™**. The **Contact Zone Pro™** also continues the tradition established in the Quantum line of having a separate individual core mold for each weight, allowing true "Light-weight dynamic integrity" throughout the weight range.

# Information Sheet

## Contact Zone

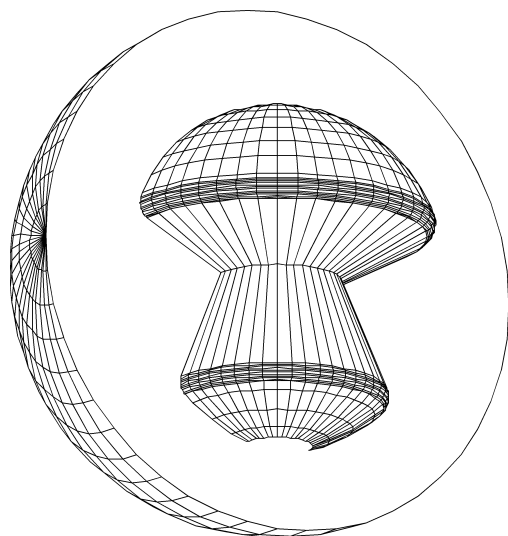
### Surface Finish

The **Contact Zone Pro™** is shiny out of the box. To create this finish the **Contact Zone Pro™** is factory finished using the full four stage Trizact process, working all the way through to the white Cerium Oxide finishing film. This finishing process enhances the DTX character of the ball by creating a shiny finish that gets through the front and kicks on the backend without using any polishes or waxes. The overall reaction of the **Contact Zone Pro™** on the lane can be adjusted in the Pro Shop by using the Trizact finishing kit to change the surface texture of the ball so that it is appropriate for the bowler and the lane condition being bowled on.

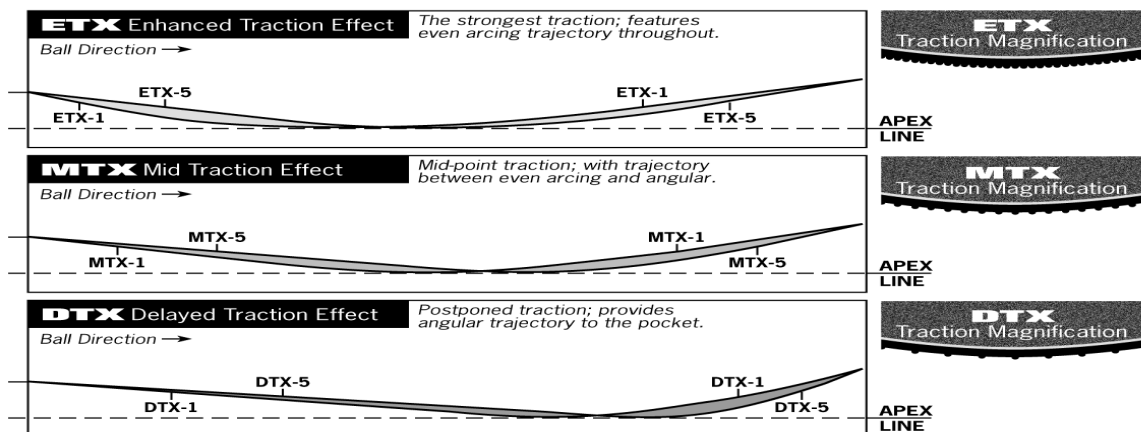
As with all balls, the characteristics of the **Contact Zone Pro™** will change with wear. If significant tracking of the ball has not occurred, the out of the box reaction can be restored by having the Pro Shop touch up the surface, using the Brunswick hand finishing tool with the white Cerium Oxide Trizact film. If the ball has tracked up, it should be resurfaced to remove the track and then taken through the full four stage Trizact process to restore the factory finish and original reaction.

### Drilling Information

All weights of the **Contact Zone Pro™** can be drilled using the techniques developed for two-piece balls. See Brunswick's "Seven Popular Layouts" for detailed drilling information.



### Throbot Traction Comparison Chart

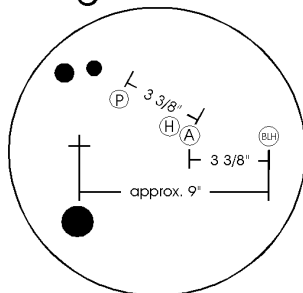


# Brunswick®

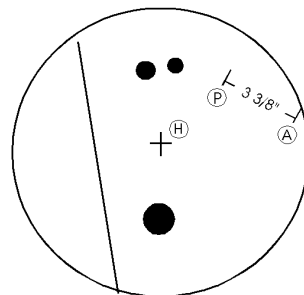
## SEVEN POPULAR LAYOUTS

MAXIMUM  
TRACK FLARE  
HIGH  
REACTIVITY

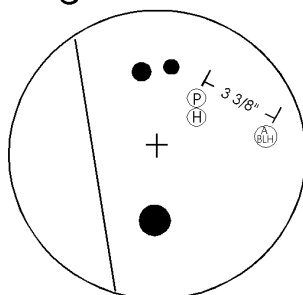
1-Leverage Pin with 9" hole



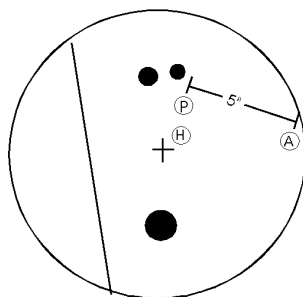
2-Leverage Pin-heavy spot toward grip center



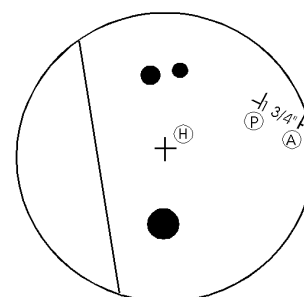
3-Leverage Pin with Axis hole



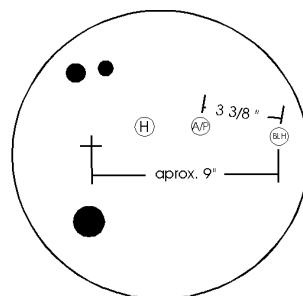
4-Positive label shift



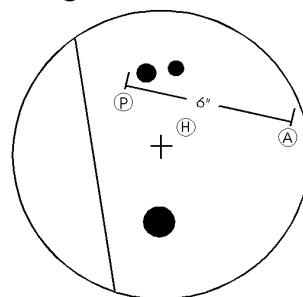
5-Pin between Axis and Leverage



6-Axis Pin with 9" hole



7-Negative label shift



MINIMUM  
TRACK FLARE  
LOW  
REACTIVITY

(P) = Pin

(H) = Heavy Spot

(A) = Axis

(BLH) = Balance hole