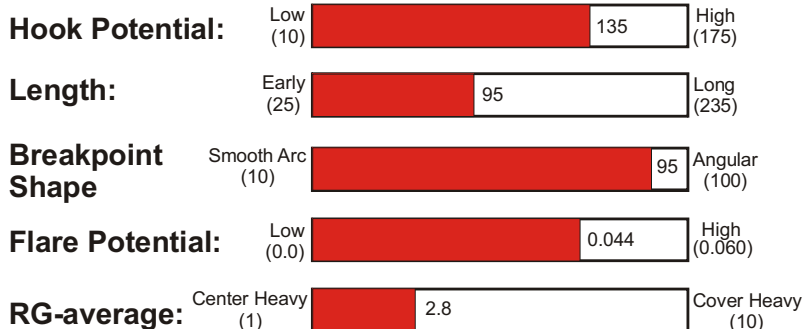



# FURY

## HIGH OCTANE PEARL

## TORSION CORE™



**Part Number**  
60-104765-93X

**Coverstock**  
High Octane Pearl  
3-color Pearl  
Blue / Red / Silver  
Hardness: 76-77

**Factory Finish**  
4000-grit wet sand

**Core Dynamics @ 16#**  
Two-component  
Dynamically Symmetrical Core  
RG-max: 2.515  
RG-min: 2.471  
RG-diff: 0.044  
Average RG: 2.8

**Performance**  
Hook Potential: 135  
Length: 95  
Typical Breakpoint  
Shape: 95  
Chart Position: P6

**Available Weights**  
12-16 Pounds

Once again Brunswick responds to the market. To complement the success of the Fury, bowlers asked for a pearlized version. Answering the call, Brunswick delivers the Fury Pearl.

### Coverstock

Building on the success of the original Fury, the **Fury Pearl** utilizes a pearlized coverstock and a smoother Coverstock Finish to create a ball with a back-end reaction that is truly BIG. The Fury Pearl utilizes a pearlized version of the High Octane coverstock used on the original Fury. The pearl additive helps create more length and saves hooking action for the back-ends.

**Glossy Non-Compound Finish:** The bowling industry is starting to embrace the surface finishes created by 2000-grit and 4000-grit abrasives. These abrasives create a glossy finish that many bowlers would assume are polished with a wax or similar compound. The benefit to the bowler is that these finishes create length similar to balls coated with compound finishes, but are better able to handle carrydown. The Fury Pearl is finished with 4000-grit Abrasive pads driven by the new Haus high speed bowling ball resurfacing machine.

### Core

The Fury Pearl uses the original Fury's Torsion Symmetric core system known for its high hook potential, easy revving and powerful, but controllable breakpoints. Brunswick has twisted the core on the inside of the ball so you can twist it up more on the lanes.

### Reaction Characteristics

**Out of the Box:** With its 4000-grit finish, the *Fury Pearl* will provide a more skid/snap reaction than the original Fury and match up well on medium-dry to medium-oily lane conditions.

**If your Fury Pearl goes too long:** Shiny surface finishes sometimes cause the ball to go too long before breaking. To get your *Fury Pearl* rolling sooner, dull the surface with a 2000-grit abrasive (Abralon or Scotch-Brite Gold pads) to increase hooking action. To further increase hooking action, use a rougher abrasive to create an earlier reaction.

**If your Fury Pearl hooks too early:** Polish your *Fury Pearl* with Brunswick's Factory Finish High Gloss Polish to increase length.

To bring your *Fury Pearl* back to its original factory finish, sand the surface with 4000-grit Abralon or White Scotch-Brite pads.

For the most up to date Product Line Information go to [www.brunswickbowling.com](http://www.brunswickbowling.com)

## Maintaining Your Ball Reaction

Brunswick recommends the following procedures to maintain and restore the reaction characteristic of your Brunswick bowling balls:

- Clean your Brunswick ball with **Brunswick Remove All** or similar ball cleaner after every use to reduce oil absorption.
- If you think your Brunswick ball has lost some of its "Out of the Box" reaction, restore the ball to its original factory finish listed on the product information sheet. This is especially important for balls that are highly sanded or polished. Sand to 400-grit then use **Brunswick's Factory Finish High Gloss Polish** to restore the original factory finish on high gloss polish balls. Sand to 220-grit then use **Brunswick's Factory Finish Rough Buff** to restore the original factory finish on rough buff balls. For dull balls, wet sand with the sandpaper listed on the product information sheet.
- If there is a visible track on your ball have your Pro Shop use a Haas or similar resurfacing machine to remove the track then restore the ball to its original factory finish. This service is available, for a fee, at many Pro Shops.
- If your ball has more than 50 games on it, you may be able to increase mid-lane and back-end hooking action by removing oil from the coverstock. Remove the oil from the ball by gently warming it with either the **Revivor** or **Rejuvenator** Pro Shop devices that have been designed for this purpose. The service is available, for a fee, at many Pro Shops. Brunswick testing has shown that by combining the restoration of the factory finish, resurfacing of the track and oil removal, your Brunswick ball can maintain its original "Out of the Box" reaction for hundreds of games.  
**Do not use a home oven to remove oil. Temperatures can not be adequately controlled, and the ball may crack.**
- Absorbent materials sold by other bowling ball manufactures to remove oil can also be used on Brunswick bowling balls. Information to date seems to indicate that absorbent materials have a more limited ability to remove oil than warming. You may be disappointed with results on heavily oil soaked balls.

**Note:** Oil soaked balls tend to traction less in the oil and respond less to the dry boards on the lane. If you are matching-up using an oil soaked ball on wet/dry or broken down lane conditions, removing the oil from the ball will significantly change your match-up and possibly create undesirable over reactions.

## Ball Comparisons

Want to compare the performance of this ball to other Brunswick balls?

Go to our website at [www.brunswickbowling.com](http://www.brunswickbowling.com). Click on **Balls**, then click on **Pro Shop Information**.

This page contains a link to the **Brunswick Ball Comparison Chart**. This chart allows you to see, at a glance, the performance of all Brunswick balls relative to each other, defined by their **Hook Potential** and **Arc Characteristics**. There's even an essay to help explain and guide you through the chart.






## Lightweight Engineering

At Brunswick, the unique core shape of each individual ball is used for weights from 14 to 16 pounds.

This approach to lightweight ball engineering provides bowlers with consistent ball reaction characteristics

across this weight range. At 12 & 13 pounds, Brunswick uses a generic core shape with a RG-differential of 0.045.

This differential is close enough to the 14-16 pound shape so that the same drilling instructions can be used.

Weight	16#	15#	14#	13#	12#	11#	10#
Core Shape						Not Available	Not Available
RG-max.	2.515	2.533	2.554	2.660	2.686		
RG-min.	2.471	2.490	2.511	2.615	2.641		
RG-diff.	0.044	0.043	0.043	0.045	0.045		

For the most up to date Product Line Information go to [www.brunswickbowling.com](http://www.brunswickbowling.com)