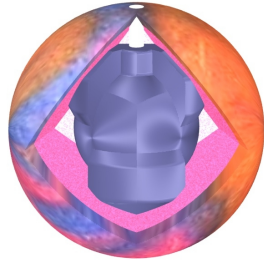


Brunswick® Total Inferno® - Octane™ Gription



OCTANE GRIPTION

Part Number
60-104697-93X

Coverstock
Octane Gription
3-color Pearl
Orange/Purple/Red
Hardness: 76-77

Factory Finish
Rough Buff
Available Weights
12-16 Pounds

Core Dynamics @ 16#

RG-max: 2.501

RG-min: 2.451

RG-diff: 0.050

Average RG: 2.3

Performance

Hook Potential: 155

Length: 90


Typical Breakpoint

Shape: 85

Hook Potential:

Low (10)  155 High (175)

Length:

Early (25)  90 Long (235)

Breakpoint Shape

Smooth Arc (10)  85 Angular (100)

Flare Potential:

Low (0.0)  0.050 High (0.060)

RG-average:

Center Heavy (1)  2.3 Cover Heavy (10)

Octane Gription Coverstock

The Total Inferno is the second ball to take full advantage of Brunswick's new Urethane casting machine. By fusing a new additive with new processing technology, Brunswick has created a version of Octane coverstock with more back-end grip.

Reaction Characteristics - Absolute Inferno® on steroids

With increased grip in light oil and in the dry, Octane Gription coverstock gives the Total Inferno a length similar to other rough buffed Brunswick balls but with more response late in the mid-lane, on the back-ends and on the thickest of carrydown. Improved grip has another advantage. The Total Inferno responds less to oil moving down the lane, minimizing reactions changes due to carrydown. The increase in down lane hooking action delivers a ball with both high hook potential and high angularity on today's lane conditions.

The Total Inferno uses the lowest RG core Brunswick has ever put in a bowling ball. A fast revving, super-ultra-low-RG-core helps the Total Inferno deliver great mid-lane recovery. Then, Octane Gription coverstock takes over and produces a stronger version of the move made famous by the Absolute Inferno; angular but controllable, strong but continuous. This strong down lane move delivers the highest hook potential Brunswick has achieved in a pearlized ball.

Utility

•**Out of the Box:** With its Rough Buff finish, the **Total Inferno** will match up well on medium to oily lane conditions.

•**When dulled:** Shiny surface finishes sometimes cause the ball to go too long before breaking. To get your **Total Inferno** rolling sooner, dull the surface with a Scotch-brite™ grey pad, or similar abrasive, to increase hooking action. To further increase hooking action, use a rougher abrasive to create an earlier reaction. Dulling your **Total Inferno** will increase its hooking action and its arc will become more even, creating a better match-up for oily lane conditions. Dulling also helping to blend the over/under reactions seen on wet/dry lane conditions. To bring your **Total Inferno** back to its original factory finish, sand the surface to 220-grit then use Brunswick's **Factory Finish Rough Buff**. Available from your local Pro Shop.

Brunswick® Total Inferno® - Octane™ Gription

Maintaining Your Ball Reaction

Brunswick recommends the following procedures to maintain and restore the reaction characteristic of your Brunswick bowling balls:

- Clean your Brunswick ball with **Brunswick Remove All** or similar ball cleaner after every use to reduce oil absorption.
- If you think your Brunswick ball has lost some of its "Out of the Box" reaction, restore the ball to its original factory finish listed on the product information sheet. This is especially important for balls that are highly sanded or polished. Sand to 400-grit then use **Brunswick's Factory Finish High Gloss Polish** to restore the original factory finish on high gloss polish balls. Sand to 220-grit then use **Brunswick's Factory Finish Rough Buff** to restore the original factory finish on rough buff balls. For dull balls, wet sand with the sandpaper listed on the product information sheet.
- If there is a visible track on your ball have your Pro Shop use a Haas or similar resurfacing machine to remove the track then restore the ball to its original factory finish. This service is available, for a fee, at many Pro Shops.
- If your ball has more than 50 games on it, you may be able to increase mid-lane and back-end hooking action by removing oil from the coverstock. Remove the oil from the ball by gently warming it with either the **Revivor** or **Rejuvenator** Pro Shop devices that have been designed for this purpose. The service is available, for a fee, at many Pro Shops. Brunswick testing has shown that by combining the restoration of the factory finish, resurfacing of the track and oil removal, your Brunswick ball can maintain its original "Out of the Box" reaction for hundreds of games.
Do not use a home oven to remove oil. Temperatures can not be adequately controlled, and the ball may crack.
- Absorbent materials sold by other bowling ball manufactures to remove oil can also be used on Brunswick bowling balls. Information to date seems to indicate that absorbent materials have a more limited ability to remove oil than warming. You may be disappointed with results on heavily oil soaked balls.

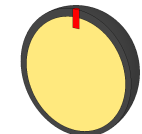
Note: Oil soaked balls tend to traction less in the oil and respond less to the dry boards on the lane. If you are matching-up using an oil soaked ball on wet/dry or broken down lane conditions, removing the oil from the ball will significantly change your match-up and possibly create undesirable over reactions.

Ball Comparisons

Want to compare the performance of this ball to other Brunswick balls? Go to our website at www.brunswickbowling.com. Click on **Balls**, then click on **Pro Shop Information**. This page contains a link to the **Brunswick Ball Comparison Chart**. This chart allows you to see, at a glance, the performance of all Brunswick balls relative to each other, defined by their **Hook Potential** and **Arc Characteristics**. There's even an essay to help explain and guide you through the chart.

Lightweight Engineering

At Brunswick, the unique core shape of each individual ball is used for weights from 14 to 16 pounds. This approach to lightweight ball engineering provides bowlers with consistent ball reaction characteristics across this weight range. At 12 & 13 pounds, Brunswick uses a generic core shape with a RG-differential of 0.045. This differential is close enough to the 14-16 pound shape so that the same drilling instructions can be used.

Weight	16#	15#	14#	13#	12#	11#	10#
Core Shape							
RG-max.	2.501	2.517	2.564	2.660	2.686	2.771	2.802
RG-min.	2.451	2.467	2.515	2.615	2.641	2.769	2.800
RG-diff.	0.050	0.050	0.049	0.045	0.045	0.002	0.002

For the most up to date Product Line Information go to www.brunswickbowling.com