

Information Sheet

Zone Pro - Teal

Part Number

60-102846

Specifications

16# - 3 part design, with a 2 component compound core

15#-12# 4 part design, with a 3 component compound core

Proactive Cover Stock

EXT-5 Traction Characteristic

Polished finish

Hook Potential: 22 - 13(dull/shiny)

Typical Length: 2.5

Typical Backend: 11

RG Maximum: 2.646"

RG Minimum: 2.590"

RG Differential: 0.056"

Average RG: 6.2

Track Flare Potential: 10



Reaction Characteristics

Introducing **Zone Pro-Teal™ Proactive™ with (ETX 5) traction**, the newest in the Zone line and the latest Proactive coverstock innovation from Brunswick engineers. The Zone Pro Teal is a higher "average RG" version of the Zone Pro Azure with a similar "differential RG". This change in mass distribution creates a Proactive ball that pushes through the middle part of the lane with a straighter trajectory than the Zone Pro Azure, than provides a more abrupt breakpoint.

The traction effect generated by Proactive™, even when shined, generates a significant increase in overall hook for virtually any bowler style on a wide variety of lane conditions. If the bowler desires more hooking action out of the box, Proactive™ can be sanded and will provide a cleaner front end reaction than dull reactive balls, while increasing mid-lane and back end reaction. Proactive™ is a significant improvement over reactive urethane technology when used dull and delivers a reaction that is much less sensitive on the front part of the lane. Most of the increase in hook will come in the middle and backend parts of the lane, offsetting any early reaction that may be created by sanding the ball.

Polishing and Cleaning

Proactive's textured surface is more resistant to polishing than reactive urethane. The maximum achievable gloss will be lower than reactive urethane.

Proactive coverstocks can be cleaned using the same methods and materials used to clean reactive resin balls.

Information Sheet

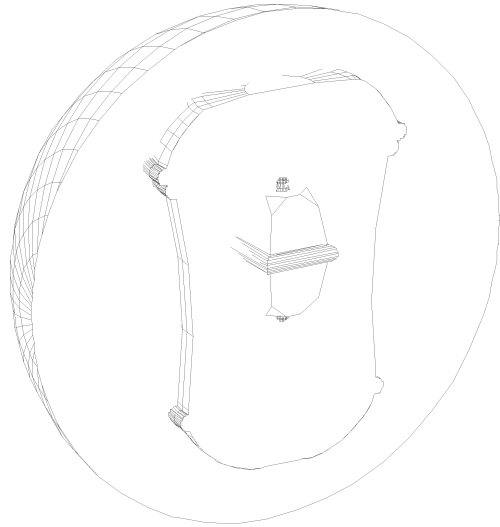
Zone Pro - Teal

Drilling Information

All weights of the **Zone Pro** can be drilled using the techniques developed for two-piece balls. See Brunswick's "Seven Popular Layouts" for detailed drilling information.


The revolutionary performance characteristics of Proactive™ coverstocks allow the pro shop to fully utilize layout choices to create desired reactions. Due to the strength of the Proactive™ coverstock materials stronger release players would be advised to use layouts 4-7 on the seven popular layouts sheet. For average release players that desire a ball reaction more like a "cranker", layouts 1-3 will produce very strong reactions if their release generates a fair amount of side roll, even if they don't have a lot of revs.

Due to the even arcing characteristics of Proactive™, Brunswick advises using early arcing drillings such as the Pin-down/Hole-down layouts **ONLY** when faced with extremely heavy oil patterns.



Traction Characteristic Chart

ETX	1 2 3 4 5	Enhanced Traction Effect - The strongest traction; features even arcing trajectory throughout.
MTX	1 2 3 4 5	Mid Traction Effect - Mid-point traction; with trajectory between even arcing and angular.
DTX	1 2 3 4 5	Delayed Traction Effect - Postponed traction; provides angular trajectory to the pocket.

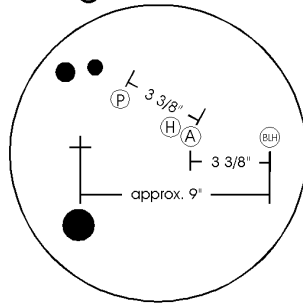


www.brunswickbowling.com

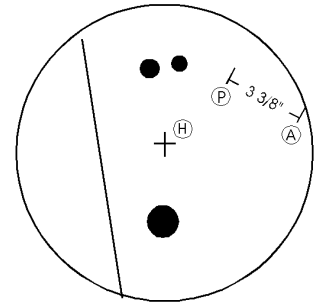
SEVEN POPULAR LAYOUTS

MAXIMUM
TRACK FLARE
HIGH
REACTIVITY

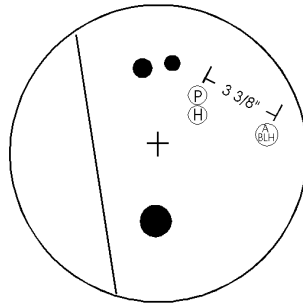
1-Leverage Pin with 9" hole



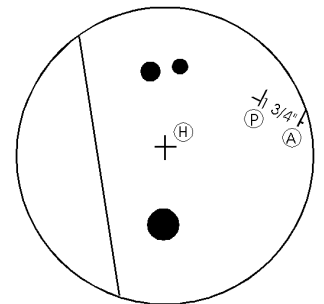
2-Leverage Pin-heavy spot toward grip center



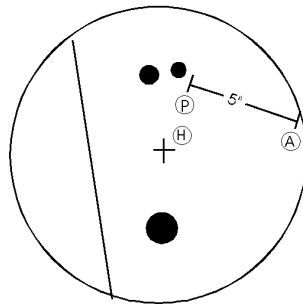
3-Leverage Pin with Axis hole



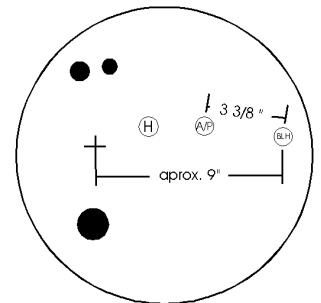
5-Pin between Axis and Leverage



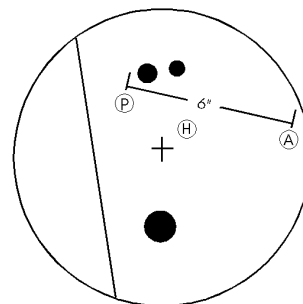
4-Positive label shift



6-Axis Pin with 9" hole



7-Negative label shift



MINIMUM
TRACK FLARE
LOW
REACTIVITY

(P) = Pin

(H) = Heavy Spot

(A) = Axis

(BLH) = Balance hole

