

Part Number

60-104940-93X

Coverstock

EnMotion-Xtra Reactive
3-Color Solid
Red / Black / Grey
Hardness: 76-77

Factory Finish

1000-Grit Wet Sand

Core Dynamics @ 16#

Two-component
Asymmetrical Core
RG max: 2.548
RG int: 2.525
RG min: 2.512
RG diff: 0.036
RG asy: 0.023
Average RG: 3.8

Performance

Hook Potential: 140
Length: 100
Typical Breakpoint
Shape: 75
Chart Position: Q10

Available Weights

12-16 Pounds

Get Twisted Again. The Twisted Fury Solid introduces EnMotion-Xtra coverstock to the Fury Line.

Coverstock

EnMotion-Xtra improves over EnMotion coverstock by increasing traction in the oil and reaction off the dry. These qualities result in higher hook potentials, improved ability to handle heavy oil in the middle of the lane and greater ability to handle carry down.

Core

The Twisted Fury Solid uses the same successful Torsion Asymmetric Core used in the Twisted Fury. The Torsion Asymmetric is a medium RG core that helps push the Twisted Fury Solid through the heads, saving more ball reaction for the back-ends.

Reaction Characteristics

Out of the Box: With its 1000-grit wet sand finish, the Twisted Fury Solid will provide excellent mid-lane recovery and a strong continuous back-end reaction that matches up on medium to oily lane conditions.

If your Twisted Fury goes too long: Dull the surface with 400-grit abrasive to get the Twisted Fury Solid to roll sooner and increase its hooking action.

If your Twisted Fury hooks too early: Polish your Twisted Fury Solid with Brunswick's **Factory Finish Rough Buff**. If your Twisted Fury Solid still hooks too early, polish with Brunswick's **Factory Finish High Gloss Polish**.

For the most up to date Product Line Information go to www.brunswickbowling.com

Brunswick TWISTED FURY SOLID – Reactive

Maintaining Your Ball Reaction

Brunswick recommends the following procedures to maintain and restore the reaction characteristic of your Brunswick bowling balls:

- Clean your Brunswick ball with **Brunswick Remove All** or similar ball cleaner after every use to reduce oil absorption.
- If you think your Brunswick ball has lost some of its “Out of the Box” reaction, restore the ball to its original factory finish listed on the product information sheet. This is especially important for balls that are highly sanded or polished. Sand to 400-grit then use **Brunswick’s Factory Finish High Gloss Polish** to restore the original factory finish on high gloss polish balls. Sand to 220-grit then use **Brunswick’s Factory Finish Rough Buff** to restore the original factory finish on rough buff balls. For dull balls, wet sand with the sandpaper listed on the product information sheet.
- If there is a visible track on your ball have your Pro Shop use a Haus or similar resurfacing machine to remove the track then restore the ball to its original factory finish. This service is available, for a fee, at many Pro Shops.
- If your ball has more than 50 games on it, you may be able to increase mid-lane and back-end hooking action by removing oil from the coverstock. Remove the oil from the ball by gently warming it with either the **Revivor** or **Rejuvenator** Pro Shop devices that have been designed for this purpose. The service is available, for a fee, at many Pro Shops. Brunswick testing has shown that by combining the restoration of the factory finish, resurfacing of the track and oil removal, your Brunswick ball can maintain its original “Out of the Box” reaction for hundreds of games.
Do not use a home oven to remove oil. Temperatures can not be adequately controlled, and the ball may crack.
- Absorbent materials sold by other bowling ball manufactures to remove oil can also be used on Brunswick bowling balls. Information to date seems to indicate that absorbent materials have a more limited ability to remove oil than warming. You may be disappointed with results on heavily oil soaked balls.

Note: Oil soaked balls tend to traction less in the oil and respond less to the dry boards on the lane. If you are matching-up using an oil soaked ball on wet/dry or broken down lane conditions, removing the oil from the ball will significantly change your match-up and possibly create undesirable over reactions.

Ball Comparisons

Want to compare the performance of this ball to other Brunswick balls?






Go to our website at www.brunswickbowling.com. Click on **Balls**, then click on **Pro Shop Information**.

This page contains a link to the **Brunswick Ball Comparison Chart**. This chart allows you to see, at a glance, the performance of all Brunswick balls relative to each other, defined by their **Hook Potential** and **Arc Characteristics**. There’s even an essay to help explain and guide you through the chart.

Lightweight Engineering

At Brunswick, the unique core shape of each individual ball is used for weights from 14 to 16 pounds.

This approach to lightweight ball engineering provides bowlers with consistent ball reaction characteristics across this weight range. At 12 & 13 pounds, Brunswick uses a generic core shape with a RG-differential That is close enough to the 14-16 pound shape so that the same drilling instructions can be used.

Weight	16#	15#	14#	13#	12#	11#	10#
Core Shape						Not Available	Not Available
RG-max.	2.548	2.561	2.581	2.629	2.655		
RG-Int.	2.525	2.538	2.558	2.615	2.641		
RG-min.	2.512	2.525	2.545	2.585	2.611		
RG-diff.	0.036	0.036	0.036	0.044	0.044		
RG-Asy.	0.023	0.023	0.023	0.014	0.014		

For the most up to date Product Line Information go to www.brunswickbowling.com