

Information Sheet

Walter Ray Williams Jr. MVP™

Part Number

60-102

Specifications

PowrXtend™ Reactive Coverstock

Polished finish

Hook Potential: 17.5 - 9.5 (dull/shiny)

Typical Length: 4

Typical Backend: 10

RG Max: 2.584

RG Min: 2.553

Average RG: 4.8

RG Differential: 0.031

Track Flare: 6.4

Reaction Characteristics

Brunswick is proud to introduce to you the new Brunswick MVP™ Series of bowling balls. The MVP Series features the names of top PBA tour champions, like Johnny Petraglia, Walter Ray Williams, JR.,

Mike Aulby and Parker Bohn III. Each ball has been individually designed by the most exacting science in bowling to fit each bowler's particular style. Each player has taken an element of Brunswick technology, blended it with his years of pro tour experience, and created a ball that meets his own demanding standards.

Presenting the Walter Ray Williams Jr. MVP. The Walter Ray features Brunswick's exclusive PowrSurge™ reactive urethane coverstock developed by Bayer Corp. combined with a 3-piece compound core for increased length. This combination creates a more skid/snap and high RG mass distribution that is clean through the front part of the lane. With peak hook potential and backend reaction.

The Walter ball is a 2-component design at 16 pounds. A 3-component design with a 2-part puddled core at 15 pounds, and a 3-component design with a 2-part compound core at 12-14 pounds.

The Powersurge coverstock delivers a more gradual breakpoint than PowerKoil 18 and is often preferred by stronger players. A more gradual breakpoint is easier to control and is less sensitive to lane conditions changes down lane. The Walter ball also uses a medium flare core which tends to smooth out over reactions for the strong player, making the Walter ball a good choice as a control ball for strong players.

Drilling Information

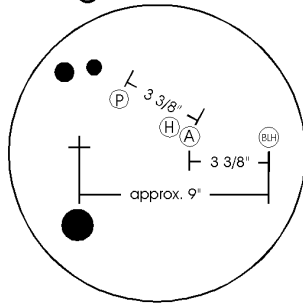
All weights of the Walter Ray Williams Jr. MVP ball can be drilled using techniques developed for two-piece balls. See Brunswick's "Seven Popular Layouts" for detailed drilling instructions.

WWW.BRUNSWICKBOWLING.COM

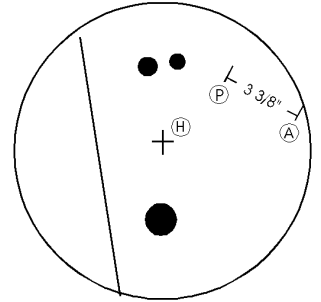
SEVEN POPULAR LAYOUTS

MAXIMUM
TRACK FLARE
HIGH
REACTIVITY

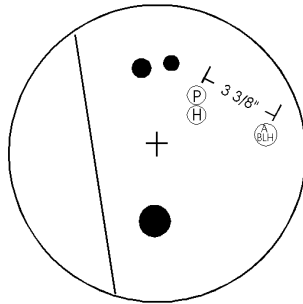
1-Leverage Pin with 9" hole



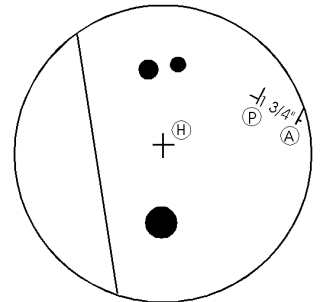
2-Leverage Pin-heavy spot toward grip center



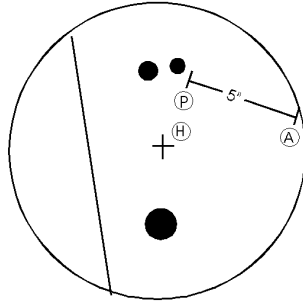
3-Leverage Pin with Axis hole



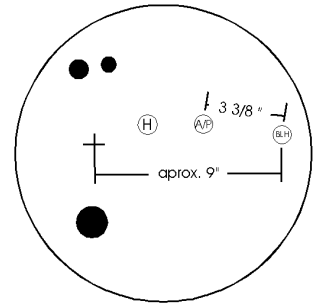
5-Pin between Axis and Leverage



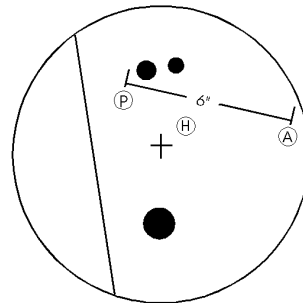
4-Positive label shift



6-Axis Pin with 9" hole



7-Negative label shift



MINIMUM
TRACK FLARE
LOW
REACTIVITY

(P) = Pin

(H) = Heavy Spot

(A) = Axis

(BLH) = Balance hole

