

Brunswick® Zone® Classic - Reactive

Part Number

60-104095-93X

Coverstock

Activator™ Reactive

Color: Purple Pearl

Hardness: 76-78

Glow Engraving

Factory Finish

High Gloss Polish

Core Dynamics

RG Max: 2.522

RG Int: 2.505

RG Min: 2.474

RG Diff: 0.048

RG Asy: 0.017

Average RG: 2.9

Spin Time approx. = 8.6 sec

Performance

Hook Potential: 115

Length: 110

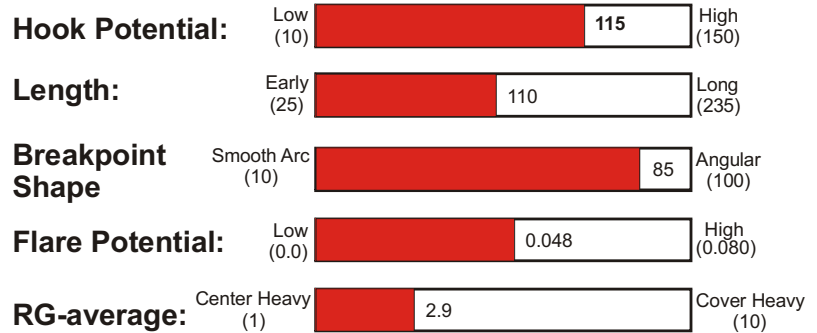
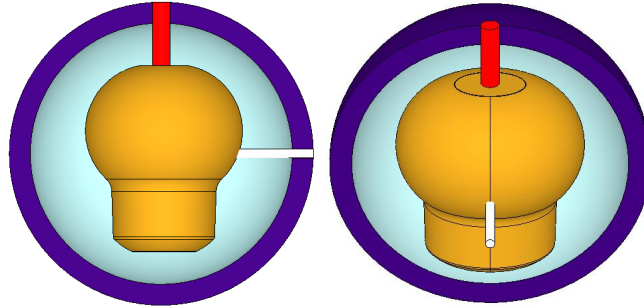
Typical Breakpoint Shape: 85

Comparison Chart Position = N10

Available Weights

12-16 Pounds

ZONE CLASSIC



Technology

Zone Classic features an inner core shape which is new, but familiar. Start with the classic Danger Zone shape, then stretch it laterally to create asymmetry. Keep stretching until you create a highly significant built in Preferential Spin Axis (PSA). Add the PSA locator pin and you have the new **Zone Classic** core, an Ultra Low RG design combining the proven image of Zone with Brunswick's patented PSA core technology.

Next add Activator Coverstock, the same coverstock used on the original Inferno™-clean through the fronts, great mid-lane recovery, hard arcing backend, unprecedented durability. Factory finished with High Gloss Polish, the purple pearlized coverstock complements the Ultra Low RG Core to deliver an aggressive but forgiving ball reaction that matches up on medium-dry to medium-oily lane conditions.

Reaction Characteristics

Out of the Box: With its high-gloss finish, the **Zone Classic** will match up well on medium-dry to medium-oily lane conditions.

When dulled: The **Zone Classic's** hooking action will increase and its arc will become more even which creates a better match-up for oily lane conditions and helps to smooth over/under reactions seen on wet/dry lane conditions.

The **Zone Classic** is finished with a high gloss surface which enhances its appearance and reduces hooking action in the oil. High gloss finishes can sometimes cause over/under reactions, too little hooking action in the oil, then too much hooking action off the dry, which can be hard to control. To increase hooking action and smooth out the ball reaction, dull the surface first with a fine 800-1000 grit abrasive or grey pad. If more hooking action and a smoother reaction is desired, dull the surface of the ball with a coarse 320-400 grit abrasive or red pad.

For the most up to date Product Line Information go to www.brunswickbowling.com

Brunswick Zone[®] Classic - Reactive

Reaction Setup

There are additional layout considerations for a ball with a significant Preferential Spin Axis (PSA). When drilling the **Zone Asymmetric balls**, placement of the Riser Pin and the PSA locator (relative to the bowler's axis) influences the amount of track flare created, contributing to the on-lane ball reaction. In the **Zone Classic**, placement of the PSA locator relative to the riser pin and the bowler's axis can be used to modify the amount of track flare created by a given riser pin position. See the attached sample layouts for the most popular drilling options.

WARNING – All Zone Asymmetric balls have a large amount of asymmetry designed into the core. Do not place the PSA locator pin on the negative side of the ball, you could track over every hole on the ball!

The unique “ellipse” engraving* around the riser pin on the **Zone Classic** allows the bowler to easily see the orientation of the core and the PSA when looking at their ball, making it easier to identify the choice of layout.

* The engraved ellipse is a drilling aid that marks the general orientation of the core inside the ball and is only approximately centered around the riser pin.

Maintaining Your Ball Reaction

Brunswick recommends the following procedures to maintain and restore your Brunswick ball's reaction characteristics

--Clean your Brunswick ball with **Brunswick Remove All** or similar ball cleaner after every use to reduce oil absorption.

--If you think your Brunswick ball has lost some of its “Out of the Box” reaction, restore the ball to its original factory finish listed on the product information sheet. This is especially important for balls that are highly sanded or polished. Use Brunswick's **Factory Finish High Gloss Polish** to restore the original factory finish on highly polished balls. For dull balls, wet sand with the sandpaper listed on the product information sheet.

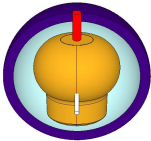
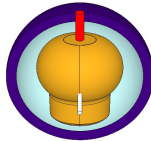
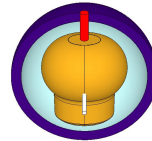
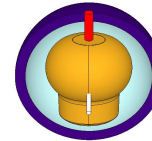
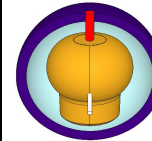
--If after restoring the original factory finish you feel your Brunswick ball has still lost some of its hooking action, remove the oil from the ball by gently warming the ball using either the **Revivor** or **Rejuvenator** Pro Shop devices that have been designed for this purpose. This service is available, for a fee, at many Pro Shops. Brunswick's testing has shown that by combining the restoration of the **factory finish** with **oil removal** your Brunswick ball can maintain its original “Out of the Box” reaction for hundreds of games.

Note: Oil soaked balls tend to traction less in the oil and respond less to the dry boards on the lane. If you are matching-up using an oil soaked ball on wet/dry or broken down lane conditions, removing the oil from the ball will significantly change your match-up and possibly create undesirable over reactions

Ball Comparisons

Want to compare the performance of this ball to other Brunswick balls? Go to our web site at www.brunswickbowling.com. Click on **Balls**, then click on **Pro Shop Information**. This page contains a link to the **Brunswick Ball Comparison Chart**. This chart allows you to see, at a glance, the performance of all Brunswick balls relative to each other, defined by their **Hook Potential** and **Arc Characteristics**. There's even an essay to help explain and guide you through the chart.

ZONE CLASSIC

Weight	16#	15#	14#	13#	12#	11#	10#
Core Shape						Not Available	Not Available
RG-max.	2.522	2.538	2.567	2.631	2.704		
RG-Int.	2.505	2.521	2.550	2.619	2.697		
RG-min.	2.474	2.490	2.521	2.586	2.659		
RG-diff.	0.048	0.048	0.046	0.045	0.045		
RG-Asy.	0.017	0.017	0.017	0.012	0.007		

For the most up to date Product Line Information go to www.brunswickbowling.com