

Brunswick® Red Zone® - Reactive

Part Number

60-104642-93X

Coverstock

Activator® Reactive

Color: Black Cherry Solid

Hardness: 76-78

Glow Engraving

Factory Finish

High Gloss Polish

Core Dynamics

RG Max: 2.522

RG Int: 2.505

RG Min: 2.474

RG Diff: 0.048

RG Asy: 0.017

Average RG: 2.9

Spin Time approx.= 8.6 sec

Performance

Hook Potential: 120

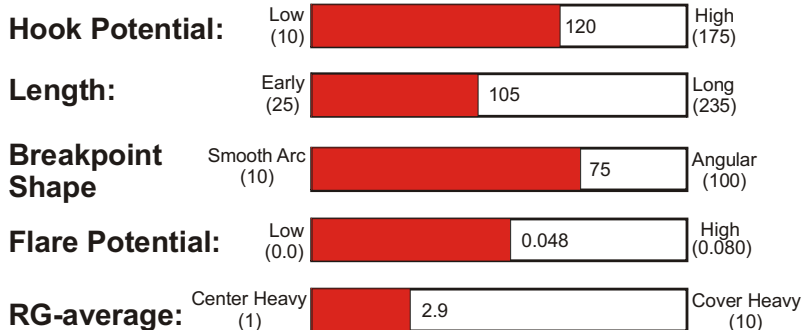

Length: 105

Typical Breakpoint Shape: 75

Comparison Chart Position = O11

Available Weights

12-16 Pounds



Reaction Characteristics

Get ready to score with the Brunswick Red Zone. Brunswick engineers have drawn up a new playmaker that offers control and explosive hitting power to tackle the toughest lane conditions. Put the new Red Zone on your team and reach your goal of more consistent scoring.

The Red Zone is an upgrade to the popular Zone Classic. By eliminating the pearl from the Zone Classic and using a solid version of Activator coverstock, backend traction in carrydown is improved. The Red Zone delivers the utility of a highly polished ball with improved ability to handle oil down lane.

Best suited for Medium-dry to Medium-oily lane conditions. The Red Zone retains the popular Activator ball reaction. Clean through the heads but with a early revving type of roll that promotes mid-lane recovery and a powerful but continuous breakpoint.

Utility

•**Out of the Box:** With its High Gloss Polish finish the Red Zone will match up well on medium-dry to medium-oily conditions.

•**When dulled:** The Red Zone hooking action will increase and its arc will become more even, creating a better match-up for oily lane conditions and help blend the over/under reactions seen on wet/dry lane conditions.

Reaction Setup

WARNING – All Zone Asymmetric balls have a large amount of asymmetry designed into the core. Do not place the PSA locator pin on the negative side of the ball, you could track over every hole on the ball!

See the attached sample layouts for the most popular drilling options. The unique “ellipse” engraving* around the riser pin on the **Red Zone** allows the bowler to easily see the orientation of the core and the PSA when looking at their ball, making it easier to identify the choice of layout.

*The engraved ellipse is a drilling aid that marks the general orientation of the core inside the ball and is only approximately centered around the riser pin.

For the most up to date Product Line Information go to www.brunswickbowling.com

Maintaining Your Ball Reaction

Brunswick recommends the following procedures to maintain and restore your Brunswick ball's reaction characteristics:

- Clean your Brunswick ball with **Brunswick Remove All** or similar ball cleaner after every use to reduce oil absorption.
- If you think your Brunswick ball has lost some of its "Out of the Box" reaction, restore the ball to its original factory finish listed on the product information sheet. This is especially important for balls that are highly sanded or polished. Sand to 400-grit then use **Brunswick's Factory Finish High Gloss Polish** to restore the original factory finish on high gloss polish balls. Sand to 220-grit then use **Brunswick's Factory Finish Rough Buff** to restore the original factory finish on rough buff balls. For dull balls, wet sand with the sandpaper listed on the product information sheet.
- If there is a visible track on your ball have your Pro shop use a Haas or similar resurfacing machine to remove the track then restore the ball to its original factory finish. This service is available, for a fee, at many Pro Shops.
- If after restoring the original factory finish you feel your Brunswick ball has still lost some of its hooking action, remove the oil from the ball by gently warming it with either the **Revivor** or **Rejuvenator** Pro Shop devices that have been designed for this purpose. This service is available, for a fee, at many Pro Shops. Brunswick's testing has shown that by combining the restoration of the factory finish, resurfacing of the track and oil removal your Brunswick ball can maintain its original "Out of the Box" reaction for hundreds of games.
- Absorbent materials sold by other bowling ball manufactures to remove oil can also be used on Brunswick bowling balls. Information to date seems to indicate that absorbent materials have a more limited ability to remove oil than warming, so you may be disappointed with results on heavily oil soaked balls.






Note: Oil soaked balls tend to traction less in the oil and respond less to the dry boards on the lane. If you are matching-up using an oil soaked ball on wet/dry or broken down lane conditions, removing the oil from the ball will significantly change your match-up and possibly create undesirable over reactions.

Ball Comparisons

Want to compare the performance of this ball to other Brunswick balls? Go to our web site at www.brunswickbowling.com. Click on **Balls**, then click on **Pro Shop Information**. This page contains a link to the **Brunswick Ball Comparison Chart**. This chart allows you to see, at a glance, the performance of all Brunswick balls relative to each other, defined by their **Hook Potential** and **Arc Characteristics**. There's even an essay to help explain and guide you through the chart.

Lightweight Engineering

At Brunswick the unique core shape of each individual ball is used for all weights from 12 to 16 pounds. This approach to lightweight ball engineering is unique in the industry and provides bowlers with consistent ball reaction characteristics across this weight range. This approach also allows Pro Shops to drill lighter weight balls using the same layout techniques as heavier balls with confidence that the lighter ball doesn't need special drilling instructions due to the core shape being different.

Weight	16#	15#	14#	13#	12#	11#	10#
Core Shape						Not Available	Not Available
RG-max.	2.522	2.538	2.567	2.631	2.704		
RG-Int.	2.505	2.521	2.550	2.619	2.697		
RG-min.	2.474	2.490	2.521	2.586	2.659		
RG-diff.	0.048	0.048	0.046	0.045	0.045		
RG-Asy.	0.017	0.017	0.017	0.012	0.007		