

# Brunswick® Vapor Zone® - Reactive

## Part Number

60-104495-93X

## Coverstock

Activator® Plus  
Color: Blue Pearl  
Hardness: 76-78  
Glow Engraving

## Factory Finish

Rough Buff

## Core Dynamics@16 pounds

RG Max: 2.522

RG Int: 2.505

RG Min: 2.474

RG Diff: 0.048

RG Asy: 0.017

Average RG: 2.9

Spin Time approx. = 8.6 sec

## Performance

Hook Potential: 130

Length: 100

Typical Breakpoint Shape: 90

Comparison Chart Position = P8

## Available Weights

12-16 Pounds

## Technology

The **Vapor Zone** brings the popular reaction of the Absolute Inferno to the Zone Asymmetric line. The Vapor Zone combines the same rough buff Activator Plus coverstock used on the Absolute Inferno with the Ultra-Low-RG Asymmetrical core system from the Zone Classic. This core/coverstock combination produces an Absolute Inferno like ball reaction with the drilling options of an asymmetrical core.

**In the front-ends:** The Activator Plus coverstock is clean through the fronts, saving more reaction for the back-ends. This provides improved hitting power and back-end recovery while reducing sensitivity to breakdown in front-end lane conditions and lane surfaces that are less than ideal.

**In the mid-lane:** The Ultra-Low RG core provides strong mid-lane recovery while the Activator Plus provides improved traction in the oil with a smoother, more effective reaction off the dry. This combination reduces over/under reaction by making the wet play less wet and the dry, less dry, effectively allowing the bowler to create more area.

**On the back-ends:** The Activator Plus coverstock is powerful and continuous from the breakpoint through the pins. Improved traction in the oil allows the Vapor Zone to bite through the carry down and aggressively change direction without breaking loose from the lane. The strong rolling characteristics of the Ultra-Low RG core make this move more readable allowing the bowler to open up the lane.

## Reaction Characteristics

•**Out of the box:** The Vapor Zone is an ideal ball more medium-dry to all but the oiliest lane conditions.

•**When shined:** Using Brunswick's **Factory Finish High Gloss Polish** the total hooking action of the Vapor Zone can be reduced and the arc made more skid/snap.

•**When dulled:** The Vapor Zone's hooking action will increase providing a better match-up for oily lane conditions.

## Reaction Setup

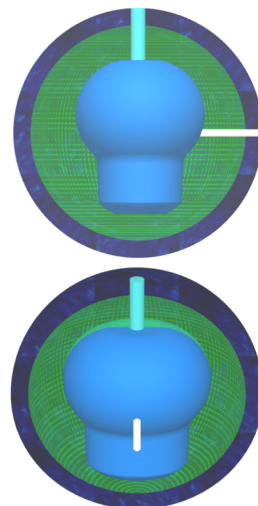
**WARNING – All Zone Asymmetric balls have a large amount of asymmetry designed into the core.**

**Do not place the PSA locator pin on the negative side of the ball, you could track over every hole on the ball!**

See the attached sample layouts for the most popular drilling options.

The unique "ellipse" engraving\* around the riser pin on the **Vapor Zone** allows the bowler to easily see the orientation of the core and the PSA when looking at their ball, making it easier to identify the choice of layout.

\* The engraved ellipse is a drilling aid that marks the general orientation of the core inside the ball and is only approximately centered around the riser pin.



**Hook Potential:** Low (10)  High (175)

**Length:** Early (25)  Long (235)

**Breakpoint Shape** Smooth Arc (10)  Angular (100)

**Flare Potential:** Low (0.0)  High (0.080)

**RG-average:** Center Heavy (1)  Cover Heavy (10)

## Maintaining Your Ball Reaction

Brunswick recommends the following procedures to maintain and restore your Brunswick ball's reaction characteristics:

- Clean your Brunswick ball with **Brunswick Remove All** or similar ball cleaner after every use to reduce oil absorption.
- If you think your Brunswick ball has lost some of its "Out of the Box" reaction, restore the ball to its original factory finish listed on the product information sheet. This is especially important for balls that are highly sanded or polished. Sand to 400-grit then use **Brunswick's Factory Finish High Gloss Polish** to restore the original factory finish on high gloss polish balls. Sand to 220-grit then use **Brunswick's Factory Finish Rough Buff** to restore the original factory finish on rough buff balls. For dull balls, wet sand with the sandpaper listed on the product information sheet.
- If there is a visible track on your ball have your Proshop use a **Haas** or similar resurfacing machine to remove the track then restore the ball to its original factory finish. This service is available, for a fee, at many Pro Shops
- If after restoring the original factory finish you feel your Brunswick ball has still lost some of its hooking action, remove the oil from the ball by gently warming it with either the **Revivor** or **Rejuvenator** Pro Shop devices that have been designed for this purpose. This service is available, for a fee, at many Pro Shops. Brunswick's testing has shown that by combining the restoration of the factory finish, resurfacing of the track and oil removal your Brunswick ball can maintain its original "Out of the Box" reaction for hundreds of games.
- Absorbent materials sold by other bowling ball manufactures to remove oil can also be used on Brunswick bowling balls. Information to date seems to indicate that absorbent materials have a more limited ability to remove oil than warming so you may be disappointed with results on heavily oil soaked balls.

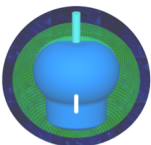
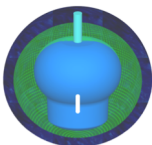
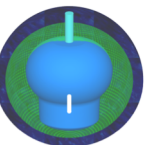
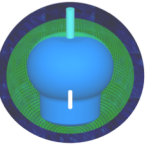
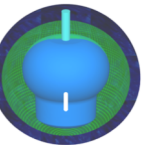
**Note:** Oil soaked balls tend to traction less in the oil and respond less to the dry boards on the lane. If you are matching-up using an oil soaked ball on wet/dry or broken down lane conditions, removing the oil from the ball will significantly change your match-up and possibly create undesirable over reactions.

## Ball Comparisons

Want to compare the performance of this ball to other Brunswick balls? Go to our web site at [www.brunswickbowling.com](http://www.brunswickbowling.com). Click on **Balls**, then click on **Pro Shop Information**. This page contains a link to the **Brunswick Ball Comparison Chart**. This chart allows you to see, at a glance, the performance of all Brunswick balls relative to each other, defined by their **Hook Potential** and **Arc Characteristics**. There's even an essay to help explain and guide you through the chart.

## Lightweight Engineering

At Brunswick the unique core shape of each individual ball is used for all weights from 12 to 16 pounds. This approach to lightweight ball engineering is unique in the industry and provides bowlers with consistent ball reaction characteristics across this weight range. This approach also allows Pro Shops to drill lighter weight balls using the same layout techniques as heavier balls with confidence that the lighter ball doesn't need special drilling instructions due to the core shape being different.

Weight	16#	15#	14#	13#	12#	11#	10#
Core Shape						Not Available	Not Available
RG-max.	2.522	2.538	2.567	2.631	2.704		
RG-Int.	2.505	2.521	2.550	2.619	2.697		
RG-min.	2.474	2.490	2.521	2.586	2.659		
RG-diff.	0.048	0.048	0.046	0.045	0.045		
RG-Asy.	0.017	0.017	0.017	0.012	0.007		

For the most up to date Product Line Information go to [www.brunswickbowling.com](http://www.brunswickbowling.com)